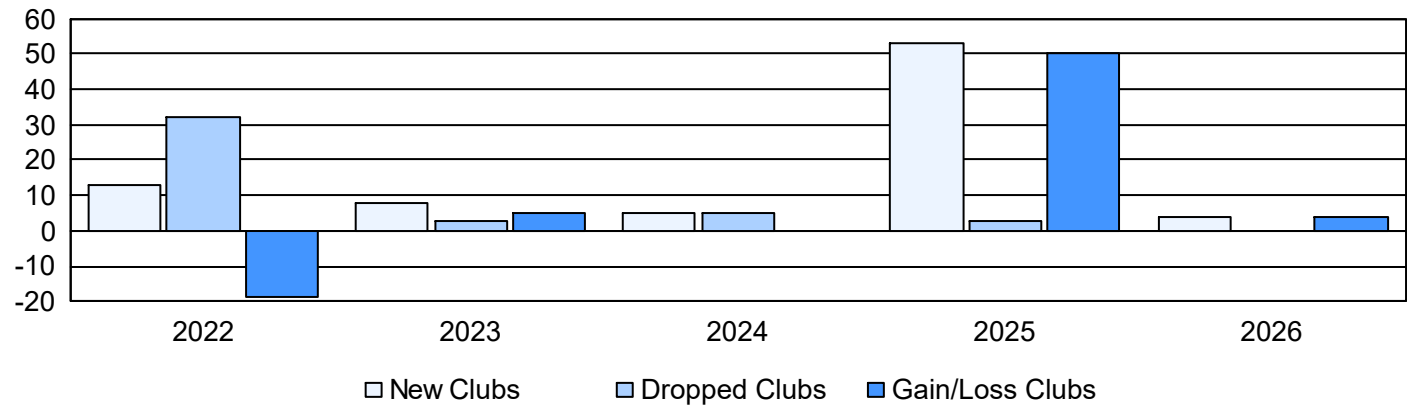
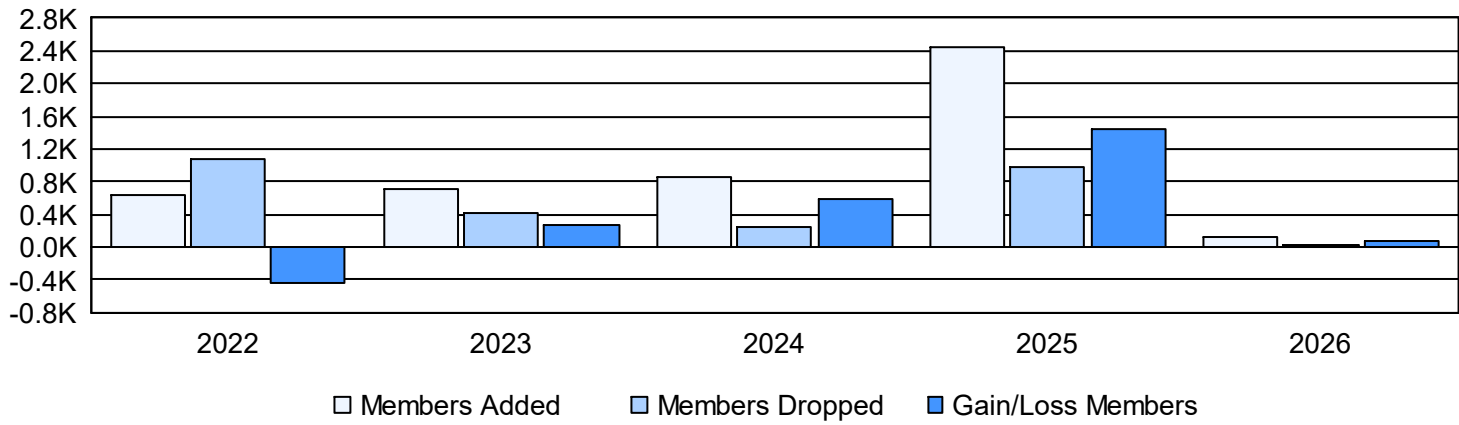


Year	New Clubs	Dropped Clubs	Gain/ Loss Clubs	New Members	Charter Members	Reinstate Members	Transfer Members	Total Member Added	Total Members Dropped	Gain/ Loss Members
2021-2022	13	32	-19	184	378	40	35	637	1,078	-441
2022-2023	8	3	5	386	264	25	26	701	421	280
2023-2024	5	5	0	633	197	10	9	849	256	593
2024-2025	53	3	50	1,109	1,060	94	180	2,443	988	1,455
2025-2026	4	0	4	19	82	19	1	121	37	84
Average	17	9	8	466	396	38	50	950	556	394

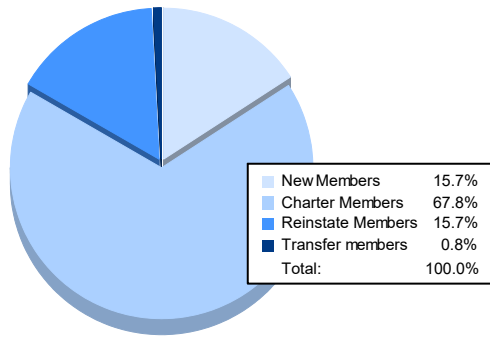
Clubs



Members



Membership Composition October 2025 Cumulative



Gender Composition October 2025 Cumulative

